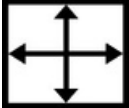
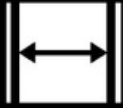
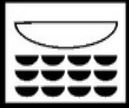





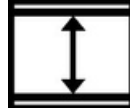




SESIMBRA
OCEANFRONT
 HOTEL
 ★ ★ ★ ★ ★

SALAS	Medidas em m ²	Porta de entrada / saída	Plateia	Escola	Mesa em "U"	Recepção	Banquete	Cabaret	Altura
									
ARRÁBIDA 1 *	90 (L 6,50 x C 14)	85	80	50	35****	40	40	24	3
ARRÁBIDA 2	60 (L 6,70 x C 8,50)	85	45	30	25****	30	30	18	3
ARRÁBIDA 3 *	90 (L 7,20 x C 14)	85	80	50	35****	40	40	24	3
ARRÁBIDA 4	60 (L 6,70 x C 8,50)	85	45	30	25****	30	30	18	3
ARRÁBIDA 5 *	250 (L 13 x C 24,50)	85	150***	100**	30 (só mesas finas)	120	120	72	3
ARRÁBIDA 3 + 4 *	150 (L 7,20 x C 22,50)	85	150	80	55	100	80	48	3
ARRÁBIDA 3 + 4 + 5 *	400 (L 20,20 x C 24,50)	85	220	160**	-	220	170	100	3
ARRÁBIDA 1 + 2 + 3 + 4*	300 (L 13,70 * 24,50)	1.46	220	160**	-	200	150	90	3
ARRÁBIDA 1 + 3*	180 (L 13,70 x C 14)	85	120	100 **	-	100	80	48	3
ARRÁBIDA OPEN SPACE) *	550 (L 26,70 x C 24,50)	1.46	275***	160	-	350	250	150	3
CORREDOR	(L 1,85 x C 13,70)	1.46	-	-	-	-	-	-	3

*Salas com luz natural

** 2 projecções

*** diagonal

**** com mesas finas. Caso seja com mesas largas terá que se retirar 5 lugares